

10 DAY  
COUNTDOWN TO  
**THANKSGIVING**  
The Attributes of God

## DAY 1

### *“G” stands for Great!*

“For Your unfailing love is as high as the heavens.  
Your faithfulness reaches to the clouds.”

Psalm 57:10

#### BANNER Instructions:

- 1) Print and cut out pendant shape.
- 2) Hole punch the corners.
- 3) Cut a 4ft piece of string, yarn, or twine.
- 4) Weave the string through the holes.
- 5) Add a letter to your banner each day until Thanksgiving.



## DAY 2


### *“I” stands for Immanuel*

"Look! The virgin will conceive a child! She will give birth to a son, and they will call Him Immanuel, which means 'God is with us.'"

Matthew 1:23

#### BANNER Instructions:

- 1) Print and cut out pendant shape.
- 2) Hole punch the corners.
- 3) Cut a 4ft piece of string, yarn, or twine.
- 4) Weave the string through the holes.
- 5) Add a letter to your banner each day until Thanksgiving.



## DAY 3

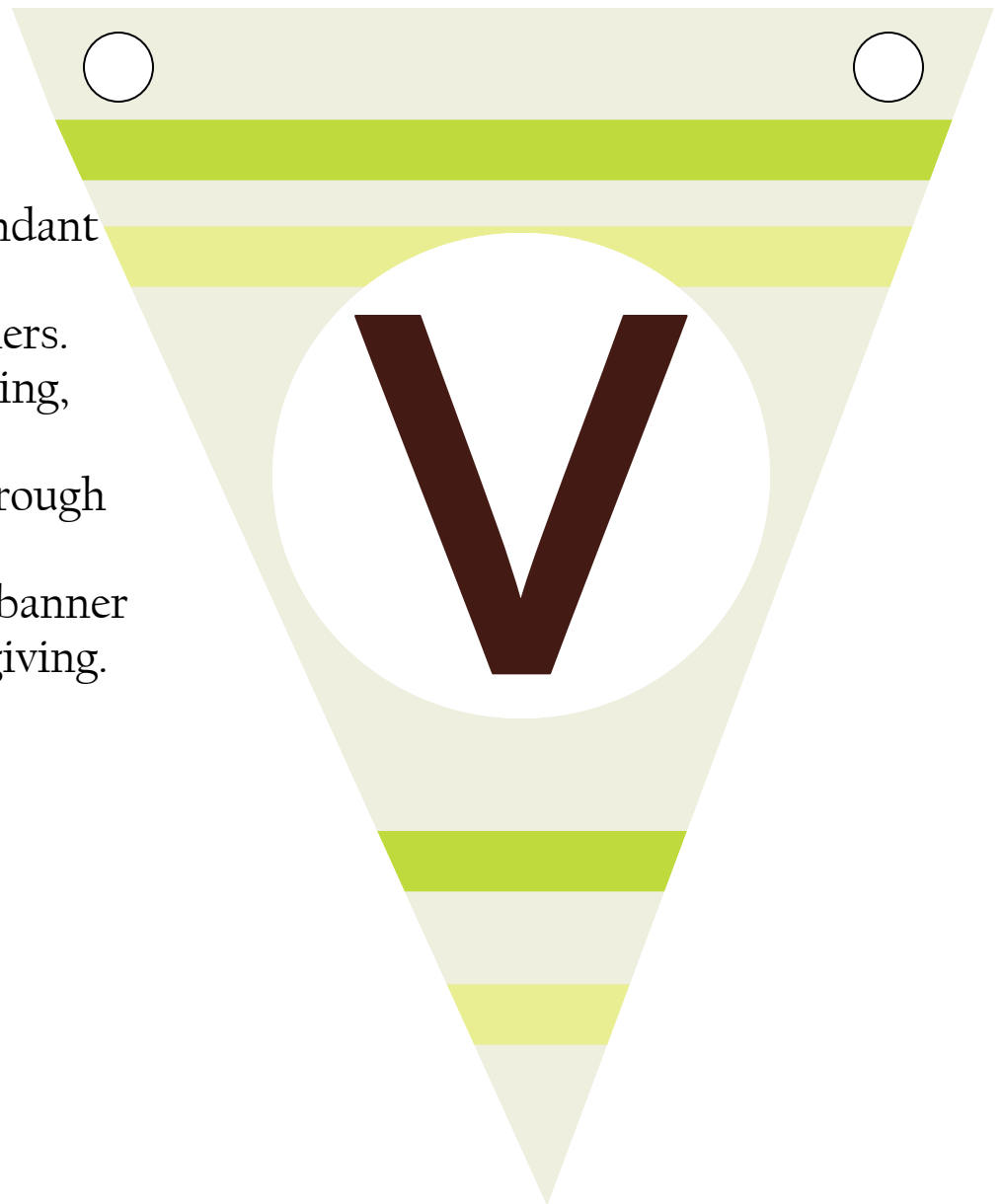
### *“V “stands for Victorious*

“May we shout for joy when we hear of your victory and raise a victory banner in the name of our God.”

Psalm 20:5a

#### BANNER Instructions:

- 1) Print and cut out pendant shape.
- 2) Hole punch the corners.
- 3) Cut a 4ft piece of string, yarn, or twine.
- 4) Weave the string through the holes.
- 5) Add a letter to your banner each day until Thanksgiving.



## DAY 4

### *“E” stands for Everlasting*

“Long ago the LORD said to Israel: “I have loved you, my people, with an everlasting love. With unfailing love I have drawn you to myself.”

Jeremiah 31:3

#### BANNER Instructions:

- 1) Print and cut out pendant shape.
- 2) Hole punch the corners.
- 3) Cut a 4ft piece of string, yarn, or twine.
- 4) Weave the string through the holes.
- 5) Add a letter to your banner each day until Thanksgiving.



## DAY 5

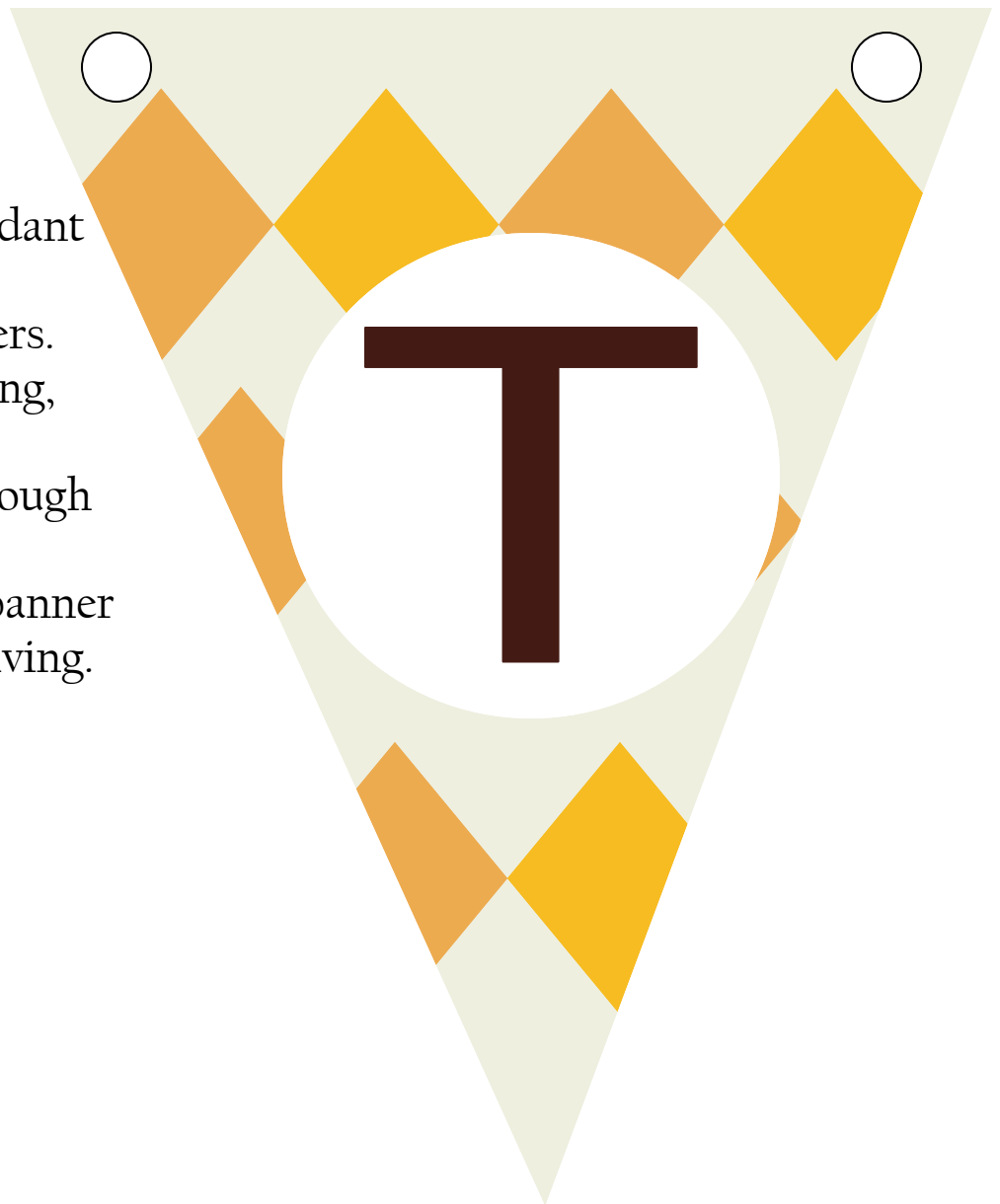
### *“T” stands for Truth*

Jesus told him, “I am the way, the truth, and the life.  
No one can come to the Father except through me.”

John 14: 6

#### BANNER Instructions:

- 1) Print and cut out pendant shape.
- 2) Hole punch the corners.
- 3) Cut a 4ft piece of string, yarn, or twine.
- 4) Weave the string through the holes.
- 5) Add a letter to your banner each day until Thanksgiving.



## DAY 6

### *“H” stands for Healer*

“But He was pierced for our rebellion, crushed for our sins. He was beaten so we could be whole. He was whipped so we could be healed.”

Isaiah 53:5

#### BANNER Instructions:

- 1) Print and cut out pendant shape.
- 2) Hole punch the corners.
- 3) Cut a 4ft piece of string, yarn, or twine.
- 4) Weave the string through the holes.
- 5) Add a letter to your banner each day until Thanksgiving.



## DAY 7

### *“A” stands for Alpha and Omega*

"I am the Alpha and the Omega—the beginning and the end," says the Lord God. "I am the one who is, who always was, and who is still to come—the Almighty One."

Revelation 1:8



#### BANNER Instructions:

- 1) Print and cut out pendant shape.
- 2) Hole punch the corners.
- 3) Cut a 4ft piece of string, yarn, or twine.
- 4) Weave the string through the holes.
- 5) Add a letter to your banner each day until Thanksgiving.



## DAY 8

### *“N” stands for Never Failing*

“Everything He does reveals His glory and majesty.  
His righteousness never fails.”

Psalm 111:3

#### BANNER Instructions:

- 1) Print and cut out pendant shape.
- 2) Hole punch the corners.
- 3) Cut a 4ft piece of string, yarn, or twine.
- 4) Weave the string through the holes.
- 5) Add a letter to your banner each day until Thanksgiving.



## DAY 9

### *“K” stands for King of kings*

“...He is Lord of all lords and King of all kings. And His called and chosen and faithful ones will be with him.”

Revelation 17:14b

#### BANNER Instructions:

- 1) Print and cut out pendant shape.
- 2) Hole punch the corners.
- 3) Cut a 4ft piece of string, yarn, or twine.
- 4) Weave the string through the holes.
- 5) Add a letter to your banner each day until Thanksgiving.



## DAY 10

### *“S” stands for Savior*

The Savior—yes, the Messiah, the Lord—has been born today in  
Bethlehem, the city of David!

Luke 2:11

BANNER Instructions:

- 1) Print and cut out pendant shape.
- 2) Hole punch the corners.
- 3) Weave the string through the holes.
- 4) Banner finished!

GIVE THANKS



# The Attributes of God

DAY 1-

G-Great (Psalm 57:10)

DAY 2-

I -Immanuel (Matthew 1:23)

DAY 3-

V-Victorious (Psalm 20: 5)

DAY 4-

E-Everlasting (Jeremiah 31:3)

DAY 5-

T-Truth ( John 14: 6)

DAY 6-

H-Healer (Isaiah 53: 5)

DAY 7-

A-Alpha and Omega (Revelation 1:8)

DAY 8-

N-Never Failing (Psalm 111:3)

DAY 9-

K-King of kings (Revelation 17:14)

DAY 10-

S-Savior (Luke 2: 11)

All scriptures taken out of the NLT (New Living Translation)